



# ABUNE YOSEPH ROCK CLIMBING

ABOVE **LALIBELA** / ETHIOPIA

KAI MALUCK





LALIBELA, the "Jerusalem of Africa" with its ancient, rock-hewn churches and vivid Christian culture, lies right at the slopes of multi-day trekking peak Abune Yoseph. Together, they form a fascinating holiday destination in the wide and wild Ethiopian Highlands: impressive culture, beautiful nature along the hiking trail, and for the rock climbers a daily dose of well-protected climbs, even up to the very top of Abune Yoseph, rising over 4000m into the African sky!

Spend one or two days exploring Lalibela's extensive church clusters. Hike up to Ad Medhane Alem Community Guesthouse with its breathtaking views, and rock climb its multi-pitch climbing route in warm evening light. Continue uphill next day, past villages and fields, to Agaw Beret Community Guesthouse. If you like to, you can climb Znjero Mama (Baboon Tower) in the evening, typically with lots of its namesakes around. Then it's time for the main summit of Abune Yoseph, often offering best views and weather in the mornings. Three long pitches lead up to its summit ridge, or a hike with a few easy scrambling moves for those in your team not willing to climb. After the summit, return back to Lalibela - a place of warmth, comforts, and recovery after all the days at the mountain!

The best season for a visit is typically from October until January, although conditions may still be sufficient during the following months. The community guest houses are run by the local communities themselves, and need to be booked in advance. This can be done by agencies like [www.tesfatours.com](http://www.tesfatours.com), which offer complete packages including food, accommodation, a local to accompany you, and donkeys for your baggage.




This brochure is available printed and online at [www.kai-maluck.de/lalibela.htm](http://www.kai-maluck.de/lalibela.htm) . + Photographs: Clemens Pischel, Kai Maluck. + Background photo on this page: Cliffs along the trail - Small (left)



and Big Zigit + Disclaimer: All reasonable care has been taken in preparing this brochure. No liability is assumed for the correctness and completeness of its content. + © Kai Maluck 2019





## » Lalibela betam girum new « (Lalibela Rocks)

Kai Maluck and Clemens Pischel, October 8th, 2018

**Protection:** Route fully bolted, all belays equipped with two bolts. Bolt type: Stubai/Fischer anchor FBN II 10/10 A4 with Stubai Protect 10mm hanger (suitable for emergency abseils).

**Gear:** ≥50m single rope, 15 quickdraws. A few friends and nuts in case of bolt theft.

**Descent:** Hiking.

Different sources show different summit heights for Abune Yoseph, varying between 4190m and 4300m.



**Znjero Mama  
(Baboon Tower)**



**25m, UIAA III**

**» Ke Tota Amltu « (Escape the Ape)**

**Kai Maluck and Clemens Pischel, October 9th, 2018**


**Protection:** 2 bolts in the upper, more difficult part of the route. Abseil post at the top of the tower (equipped with two bolts). Bolt type: Stubai/Fischer anchor FBN II 10/10 A4 with Stubai Protect 10mm hanger (suitable for emergency abseils).

**Gear:** ≥50m single rope, 2 quickdraws. A few friends and nuts in case of bolt theft.

**Descent:** Abseiling.




## Ad Medhane Alem Community Guesthouse



Overview



Access



The Climb

## » Tsehay megbiya mewetacha « (The Sunset Climb)

Kai Maluck and Clemens Pischel, October 5th, 2018

**Protection:** Route fully bolted, all belays equipped with two bolts. Bolt type: Stubai/Fischer anchor FBN II 10/10 A4 with Stubai Protect 10mm hanger (suitable for emergency abseils).

**Gear:** ≥50m single rope, 9 quickdraws. A few friends and nuts in case of bolt theft.

**Access:** Abseil from Ad Medhane Alem Community Guesthouse, or detour from hiking path.





Farm along the trek